

**BAND CLAMP****MODEL BCEC****Economy Band Clamp**

3" WIDE				6" WIDE		
Size	Part #	Suggested List Price	Shipping Wt. Each	Part #	Suggested List Price	Shipping Wt. Each
3/4"	089998	\$ 28.00	0.50#	089982	\$ 64.00	1.10#
1"	089997	\$ 36.00	0.55#	089981	\$ 65.00	1.15#
1 1/4"	089996	\$ 36.00	0.65#	089980	\$ 65.00	1.20#
1 1/2"	089995	\$ 36.00	0.65#	089979	\$ 65.00	1.25#
2"	089994	\$ 36.00	1.00#	089978	\$ 70.00	2.15#
3"	089991	\$ 40.00	1.10#	089975	\$ 72.00	2.30#
4"	089989	\$ 44.00	1.25#	089972	\$ 80.00	2.45#
6"	089985	\$ 52.00	1.25#	089967	\$ 90.00	2.85#
8"	089984	\$ 58.00	1.65#	089966	\$ 110.00	3.25#



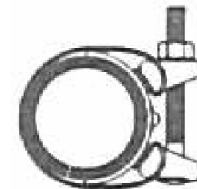
- Economical Clamp for small pinhole leaks.
- Band is 304 Stainless Steel
- Gasket material is BunaN Rubber
- Nodular Iron Lugs and alloy bolts with Heavy Hex nuts
- Sizes 3/4" through 8" in 3" or 6" widths
- Pressure Rating: 100 psi max.

Economical Model BCEC Band Clamp design allows for quick one-man installation. Bolts fit into iron lugs without removing nuts. Installation Procedure:

- Thoroughly clean the damaged area with wire brush. This will assure a bubble tight gasket seal.
- Back off the nuts to the ends of the bolt, but do not remove them. Separate the clamp.
- Center the clamp gasket over the area that needs repair. Make sure the gasket extends past damaged area.
- Relocate the bolt heads securely into their receiving lugs. Tighten 3/8" bolts to 25 ft/lbs, 7/16" bolts 35 ft/lbs on 2" & larger size.
- Pressure test for leaks before leaving area.

**BAND CLAMP****MODEL BCFC****Full Circle Band Clamp**

3" WIDE				6" WIDE		
Size	Part #	Suggested List Price	Shipping Wt. Each	Part #	Suggested List Price	Shipping Wt. Each
3/4"	089930	\$ 64.00	0.70#	089936	\$ 130.00	1.40#
1"	089931	\$ 66.00	0.75#	089937	\$ 132.00	1.50#
1 1/4"	089932	\$ 68.00	0.83#	089938	\$ 132.00	1.65#
1 1/2"	089933	\$ 68.00	0.90#	089939	\$ 135.00	1.85#
2"	089934	\$ 70.00	1.50#	089940	\$ 140.00	3.00#



- Features 360 degree gasket for sure seals.
- Band is 304 Stainless Steel
- Gasket material is Buna-N Rubber
- Nodular Iron Lugs & alloy bolts w/Hex nuts.
- Sizes 3/4" through 2" in 3" or 6" widths
- Pressure Rating: 100 psi max.

Economical Model BCFC Full Circle Band Clamp design is similar to the above Model BCEC Band Clamp but features a full circle gasket for added reliability.

Installation Procedure:

- Thoroughly clean the damaged area with wire brush. This will assure a bubble tight gasket seal.
- Back off the nuts to the ends of the bolt, but do not remove them. Separate the clamp.
- Make sure the gasket extends past damaged area.
- Relocate the bolt heads securely into their receiving lugs. Tighten 3/8" bolts to 25 ft/lbs, 7/16" bolts 35 ft/lbs on 2" size.
- Pressure test for leaks before leaving area.

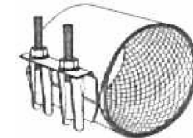


**BAND CLAMP**

**MODEL BCSB**

**All Stainless Steel Single Band**

7 1/2" WIDTH				12 1/2" WIDTH		
Size	Part #	Suggested List Price	Shipping Wt. Each	Part #	Suggested List Price	Shipping Wt. Each
2"	089941	\$ 150.00	4#	089948	\$ 220.00	5#
3"	089942	\$ 180.00	5#	089949	\$ 260.00	6#
4"	089943	\$ 200.00	6#	089950	\$ 300.00	8#
6"	089944	\$ 230.00	7#	089951	\$ 360.00	10#
8"	089945	\$ 262.00	8#	089952	\$ 420.00	11#
10"	089946	\$ 360.00	11#	089953	\$ 520.00	16#
12"	089947	\$ 440.00	13#	089954	\$ 670.00	18#



- 18-8 Type 304 Stainless Steel band
- 18-8 Type 304 Stainless Steel Bolts & Nuts
- Gasket material is Buna-N Rubber
- Side Bars and Lifter Bar 188 Stainless Steel
- Sizes 2" through 12" in 7.5" or 12.5" widths
- Temperature Rating: 220°F
- Max Pressure Rating:
 

2" - 500 psi	8" - 250 psi
3" - 450 psi	10" - 200 psi
4" - 450 psi	12" - 175 psi
6" - 350 psi	

Model BC-SB all Stainless Steel Single Section Band Clamp design allows for quick one-man installation. Excellent design for applications on corrosive materials or on buried water mains where corrosive soil is present. Bolts fit into lugs without removing nuts.

**Installation Procedure:**

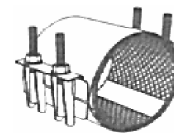
- Thoroughly clean the damaged area with wire brush. This will assure a bubble tight gasket seal.
- Back off the nuts to the ends of the bolt, but do not remove them. Separate the clamp.
- Center the clamp gasket over the area that needs repair. Make sure the gasket extends past damaged area.
- Relocate the bolt heads securely into their receiving lugs.
- Pressure test for leaks before leaving area.
- Bolt Torque: 1/2" bolts 50-60 ft/lbs, 3/4" bolts 90-100 ft/lbs.

**BAND CLAMP**

**MODEL BCDB**

**All Stainless Steel Double Band**

7 1/2" WIDTH				12 1/2" WIDTH		
Size	Part #	Suggested List Price	Shipping Wt. Each	Part #	Suggested List Price	Shipping Wt. Each
4"	089956	\$ 290.00	11#	089961	\$ 440.00	18#
6"	089957	\$ 330.00	12#	089962	\$ 550.00	19#
8"	089958	\$ 380.00	13#	089963	\$ 550.00	21#
			10" Width			12 1/2" Width
10"	089959	\$ 620.00	18#	089964	\$ 880.00	23#
12"	089960	\$ 760.00	19#	089965	\$ 980.00	25#



- 18-8 Type 304 Stainless Steel band
- 18-8 Type 304 Stainless Steel Bolts & Nuts
- Gasket material is Buna-N Rubber
- Side Bars and Lifter Bar 188 Stainless Steel
- Sizes 4" through 8" in 7.5" or 12.5" widths
- Sizes 10" through 12" in 10" or 12.5" widths
- Pressure Rating:
 

4" - 450 psi	10" - 325 psi
6" - 400 psi	12" - 325 psi
8" - 350 psi	

Model BC-DB all Stainless Steel Double Band Clamp design allows for quick one-man installation. Excellent design for applications on corrosive materials or on buried water mains where corrosive soil is present. Bolts fit into lugs without removing nuts.

**Installation Procedure:**

- Thoroughly clean the damaged area with wire brush. This will assure a bubble tight gasket seal.
- Back off the nuts to the ends of the bolt, but do not remove them. Separate the clamp halves.
- Center the clamp gasket over the area that needs repair. Make sure the gasket extends past damaged area.
- Relocate the bolt heads securely into their receiving lugs.
- Pressure test for leaks before leaving area.
- Bolt Torque: 1/2" bolts 50-60 ft/lbs., 3/4" bolts 90-100 ft/lbs.